

The logo for Marketline, featuring the word "Market" in a bold, blue, sans-serif font, followed by "line" in a lighter blue, sans-serif font. The "line" part is underlined with a blue horizontal line that extends to the right.

Marketline

Country Statistics

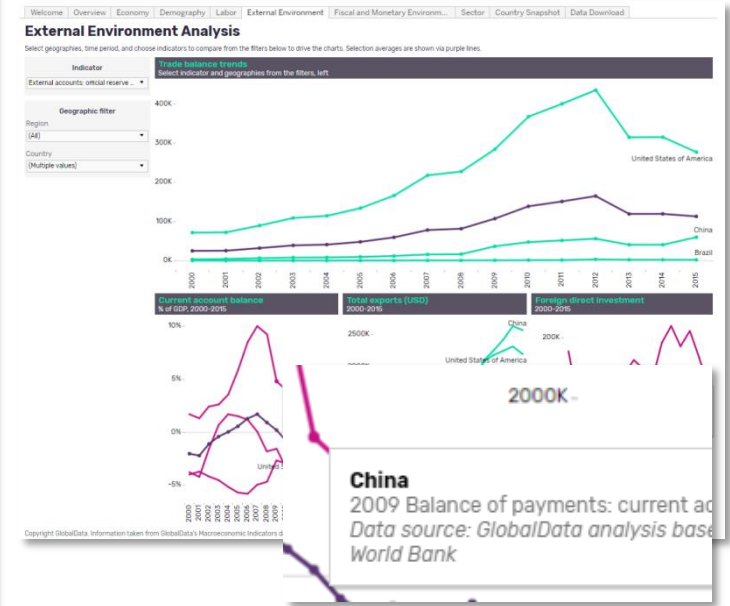
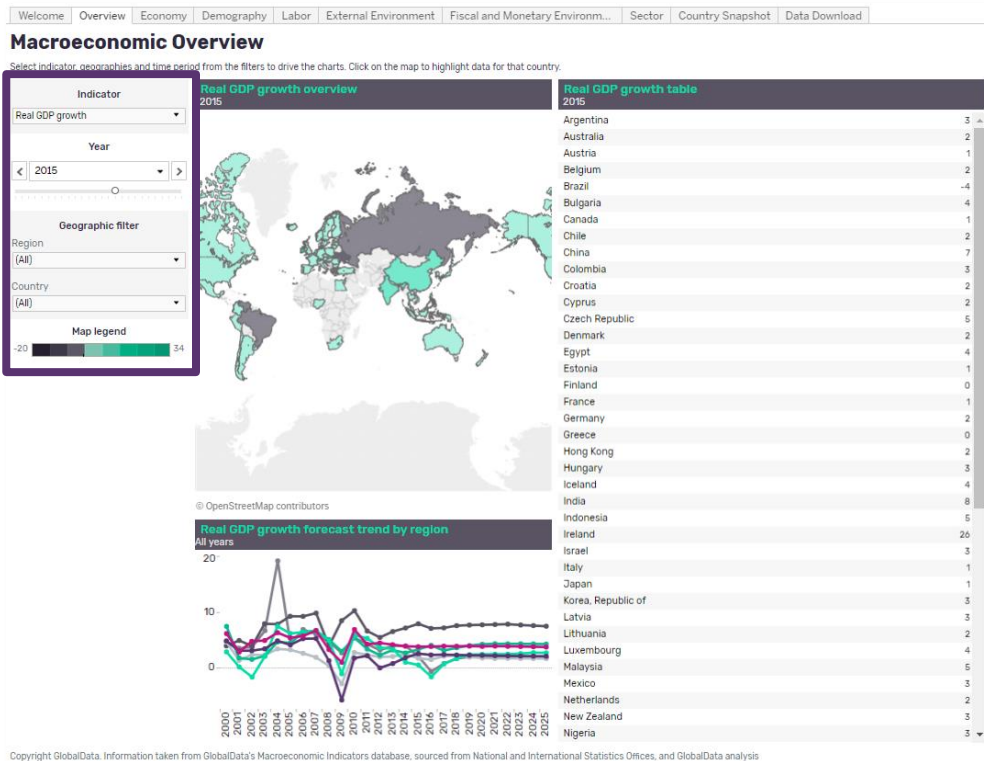
New Interface Overview

Nov 2017

NEW YORK / SAN FRANCISCO / BOSTON / LONDON / DUBAI / SINGAPORE / SEOUL / TOKYO / SYDNEY

An innovative and interactive data visualization and interrogation tool

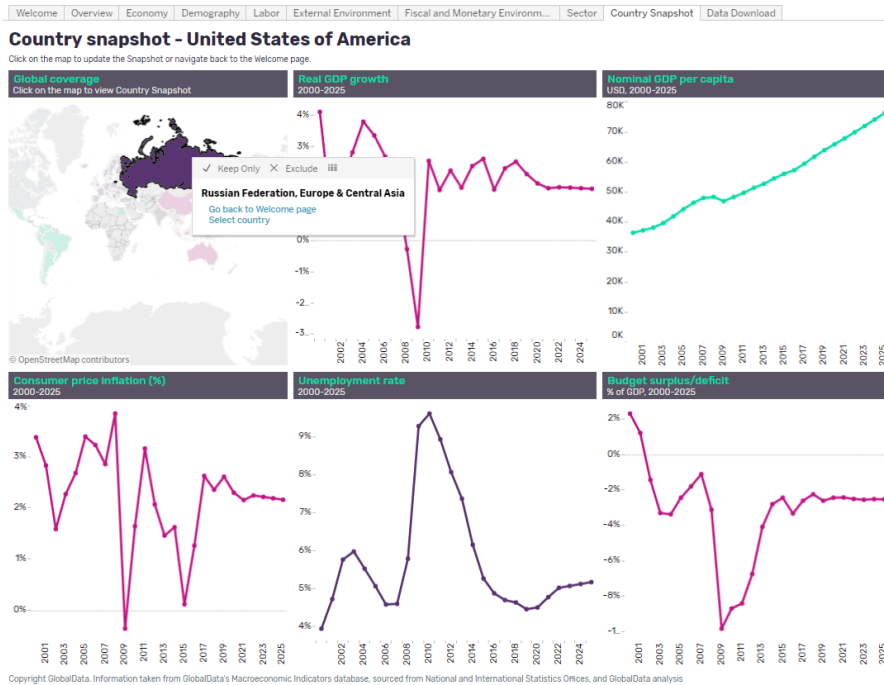
Our platform uses the innovative Tableau interface to allow you to view data in flexible charts and tables, and export it for further manipulation and interrogation.



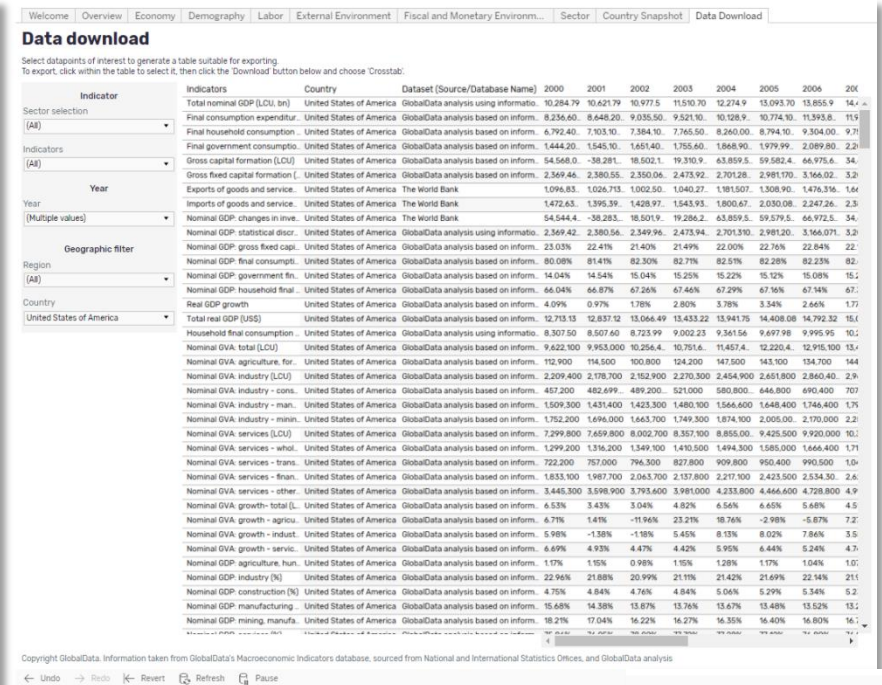
Hover over data points to find out more information

Select multiple geographies and indicators, and leverage interactive charts to enhance time-series data across thematic dashboards


An innovative and interactive data visualization and interrogation tool



Access an overview of your chosen market with the Country Snapshot



Download your chosen indicators for further analysis using the Data Download



Coverage breakdown: sample of indicators by theme

Economy	Demographics	Labor	Government accounts
<ul style="list-style-type: none"> GDP totals GVA/Output by industry and sub-sector Imports and exports Consumption expenditure totals National savings totals CPI Price indices 	<ul style="list-style-type: none"> Population by five-year age band and gender Household number and size Population in education Literacy rates 	<ul style="list-style-type: none"> Work force size Work force by gender Employment by sector tier Labor force participation rate 	<ul style="list-style-type: none"> Balance of trade by sector Imports and exports totals Balance of payments by type (FDI, services, imports) Official reserves Budget surplus/deficit Tax revenues Government expenditure by sector Deposit and lending rates Stocks traded Public and external debt
Energy and utilities	Transportation and logistics	Healthcare	Technology and communications
<ul style="list-style-type: none"> Coal, oil and gas trade and use totals Fossil fuel generation Renewable energy generation by type Electricity consumption Installed electricity capacity by type 	<ul style="list-style-type: none"> Airports by type Air passengers by type of traveller Number of ports and terminals Railway network totals Highway length totals Passenger car density Automotive and commercial vehicle imports and exports Fuel prices 	<ul style="list-style-type: none"> Expenditure by sector Number of medical provisions (hospital beds, doctors) Smoking population by gender Access to improved sanitation facilities 	<ul style="list-style-type: none"> Patents granted GDE on R&D Internet users and broadband access Mobile penetration
Consumer	Agriculture	Environment	Travel and tourism
<ul style="list-style-type: none"> Household consumption expenditure by sector Household with big ticket items (PC, TV) General insurance penetration and premium 	<ul style="list-style-type: none"> Land area Land area by use and crop type Fertilizer totals Livestock totals by type Sector production indices 	<ul style="list-style-type: none"> CO2 emissions Carbon fuel usage per capita Natural catastrophe exposure breakdown 	<ul style="list-style-type: none"> Contribution to GDP Tourist spending by type of tourist Visitor totals

East Asia & Pacific

American Samoa	Indonesia	Mongolia	Norfolk Island	Taiwan
Australia	Japan	Myanmar (Burma)	Palau	Thailand
Cambodia	Kiribati	Nauru	Papua New Guinea	Timor-Leste
China	North Korea	New Caledonia	Philippines	Tonga
Cook Islands	Laos	New Zealand	Samoa	Tuvalu
Fiji	Macao	Niue	Singapore	Vanuatu
French Polynesia	Malaysia	Northern Mariana Islands	Solomon Islands	Vietnam
Guam	Marshall Islands	South Korea	Wallis and Futuna	
Hong Kong	Micronesia			

Middle East & North Africa

Algeria	Israel	Malta	Tunisia	West Bank
Bahrain	Jordan	Morocco	Syrian Arab Republic	Western Sahara
Djibouti	Kuwait	Oman	United Arab Emirates	Yemen
Egypt	Lebanon	Qatar		
Iraq	Libya	Saudi Arabia		

North America

Bermuda	Canada	Greenland	United States
---------	--------	-----------	---------------

South Asia

Afghanistan	Bhutan	India	Maldives	Pakistan
Bangladesh	Brunei	Iran	Nepal	Sri Lanka

Europe & Central Asia

Albania	Czech Republic	Ireland	Republic of)	Serbia
Andorra	Denmark	Italy	Monaco	Slovakia
Armenia	Estonia	Kazakhstan	Montenegro	Slovenia
Austria	Faroe Islands	Kosovo	Netherlands	Spain
Azerbaijan	Finland	Kyrgyzstan	Netherlands Antilles	Sweden
Belarus	France	Latvia	Northern Ireland	Switzerland
Belgium	French Guiana	Liechtenstein	Norway	Tajikistan
Bosnia and Herzegovina	Germany	Lithuania	Poland	Turkey
Bulgaria	Gibraltar	Luxembourg	Portugal	Turkmenistan
Canary Islands	Greece	Macedonia	Romania	Ukraine
Croatia	Hungary	Malta	Russia	United Kingdom
Cyprus	Iceland	Moldova (the	San Marino	Uzbekistan

Sub-Saharan Africa

Angola	Congo	Kenya	Niger	South Africa
Benin	Congo, the Democratic Republic of	Lesotho	Nigeria	South Sudan
Botswana	Liberia	Madagascar	Reunion	Sudan
Burkina Faso	Cote d'Ivoire	Malawi	Rwanda	Swaziland
Burundi	Equatorial Guinea	Mali	Saint Helena	Tanzania
Cameroon	Eritrea	Mauritania	Sao Tome and Principe	The Gambia
Cape Verde	Ethiopia	Mauritius	Senegal	Togo
Central African Republic	Gabon	Mayotte	Seychelles	Uganda
Chad	Ghana	Mozambique	Sierra Leone	Zambia
Comoros	Guinea	Namibia	Somalia	Zimbabwe

Latin America & Caribbean

Anguilla	British Virgin Islands	El Salvador	Montserrat	Saint-Martin
Antigua and Barbuda	Cayman Islands	Grenada	Nicaragua	Suriname
Argentina	Chile	Guadeloupe	Panama	Trinidad and Tobago
Aruba	Colombia	Guatemala	Paraguay	Turks and Caicos Islands
Bahamas	Costa Rica	Guyana	Peru	Uruguay
Barbados	Cuba	Haiti	Puerto Rico	Venezuela
Belize	Curacao	Honduras	Saint Kitts and Nevis	Virgin Islands, U.S.
Benin	Dominica	Jamaica	Saint Lucia	
Bolivia	Dominican Republic	Martinique	Saint Pierre and Miquelon	
Brazil	Ecuador	Mexico	Saint Vincent and the Grenadines	

Ask the Analyst

If you have any questions regarding our research or would like more information on our service offering please contact us.

Email:

reachus@marketline.com

Phone:

UK +44 (0) 207 936 6991